

Cone Health Rehabilitation Center 2020 Brain Injury Program *Report Card*



Cone Health Magnet Facilities

- Annie Penn Hospital
- Behavioral Health Hospital
- Moses Cone Hospital
- Wesley Long Hospital
- Women's Hospital



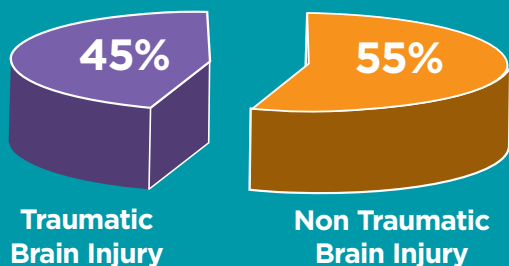
OUR PROGRAM

Making a decision about where to receive care can be a difficult decision to reach. Inpatient

Rehabilitation is part of a strong continuum of care starting with acute care and ending with outpatient therapy and Physical Medicine and Rehabilitation follow up. Rest assured if you choose Cone Health Rehabilitation Center we will treat you and your family like our own. We want to exceed your expectations and will plan your care around meeting your goals. Below are a few highlights about our program:

- Board Certified Physical Medicine and Rehabilitation physicians.
- Valet services.

DIAGNOSIS



ACCOMMODATIONS

We have flexible visiting hours and encourage family members to participate in your care. We

have specially equipped beds to help reduce falls. We perform hourly rounding to ensure your safety and comfort and provide sleeper recliners and cots so your family member can stay with you. If you would like to learn more about our program, call 336-832-8153 to speak with one of our admissions coordinators.



Satisfaction With Program

At discharge, 100 percent of people with brain injury rate service as very good or good.¹



Characteristics of Patients Served

During 2020, the Cone Health Rehabilitation Center cared for 132 patients. Our patients had an average age of 61. Patients received an average of 2.28 hours of therapy per day. Patients spent an average of 12.5 days in the Cone Health Rehabilitation Center.



Gaining Independence

Regaining independence is a primary focus in rehab, and 98 (87 percent) patients completing the program achieved their individual goals.



Patients' Daily Functional Progress (Average functional Change Per Day)²



¹ Press Ganey

² eRehab

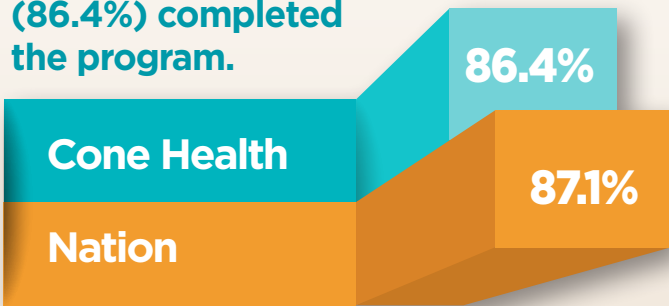
Cone Health
Rehabilitation Center
**2020 Brain Injury
Program** *Report Card*



Cone Health Magnet Facilities
Annie Penn Hospital
Behavioral Health Hospital
Moses Cone Hospital
Wesley Long Hospital
Women's Hospital



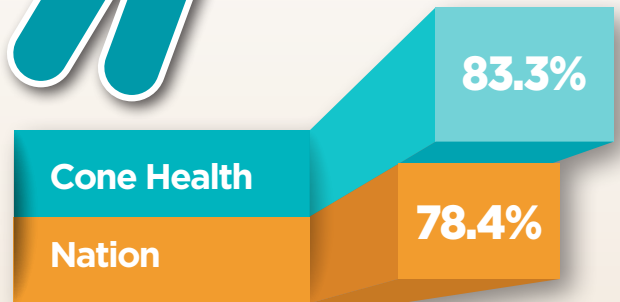
114 of 132 patients
(86.4%) completed
the program.



16 patients (12.12%) could not complete rehab and were transferred to an acute hospital for additional care.



110 patients (83.3%)
went home after
completing the
program.



4 patients (3.03%) went to a skilled nursing facility/sub-acute setting after completing the program.



For additional information about outcomes and Rehabilitation programs or to make a referral, please contact our Admissions Coordinator at 336-832-8153.

conehealth.com/inpatient-rehabilitation